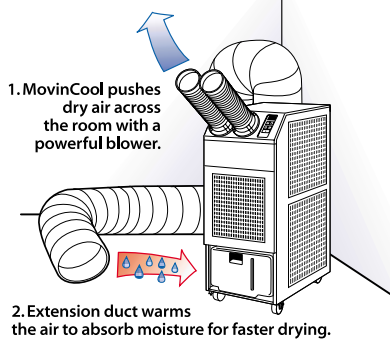


MOVINCOOL®

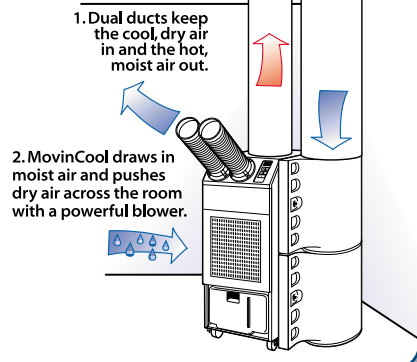
THE #1 PORTABLE SPOT COOLING SOLUTION
and Drying

MOISTURE REMOVAL

Fast Drying Setup



Fast Drying and Cooling Setup



Portable Dehumidification • Prevent Water Damage
Accelerate Drying Process • Stop Mold and Odors

DISASTER RECOVERY Floods, Leaks, Spills, Condensation

Dry out quickly for fast recovery and limit damage with MovinCool. Just roll it in, plug it in and turn it on!

CONSTRUCTION Drywall, Paint, Plaster, Concrete, Adhesives

Save time, money and ensure better quality with faster drying rates provided by MovinCool.

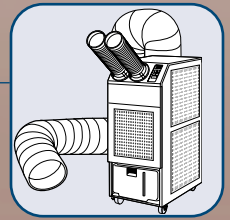
EQUIPMENT Electronics, Packaging, Artwork, Medical

MovinCool is the perfect temporary solution for protecting valuables from moisture damage.

Dehumidification Features

- Speeds drying process with flexible ducting options
- Spot cools with special air conditioning configuration
- Verified by ETL for performance
- UL & CUL safety listed
- Pumps water 100 feet to reach faraway drains (pump optional, collection tank standard)

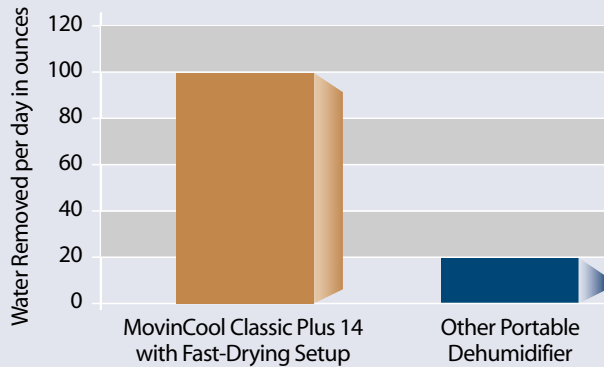




DENSO SALES CALIFORNIA, Inc. 3900 Via Oro Ave, Long Beach, CA 90810

MovinCool removes nearly 5 times the amount of moisture compared to the closest competitor.

Drying Capacity Comparison



Recommended MovinCool Models for Low Temperature Conditions (65° - 95°)

MovinCool Model	Water Removal per Day at 95°F at 60% RH	Cooling Capacity	Electrical Requirements	Warm Air Flow	Cold Air Flow	Weight	Dimensions (W x D x H)	Optional Pump*
Office Pro 10	96 pints / 46 liters	9,600 Btu/h	115V, 15 amps	370 CFM	205 CFM	130 lb	22 x 14 x 38 in	CPK7
Office Pro 12	112 pints / 53 liters	11,800 Btu/h	115V, 15 amps	820 CFM	410 CFM	165 lb	21 x 27 x 44 in	CPK3
Office Pro 18	184 pints / 87 liters	16,800 Btu/h	115V, 20 amps	770 CFM	540 CFM	177 lb	21 x 27 x 44 in	CPK3
Office Pro 24	240 pints / 114 liters	23,300 Btu/h	208/230V, 20 amps	870 CFM	630 CFM	210 lb	21 x 27 x 47 in	CPK5
Office Pro 36	416 pints / 197 liters	36,000 Btu/h	208/230V, 30 amps	1490 CFM	990 CFM	440 lb	30 x 44 x 52 in	CPK 230
Office Pro 60	583 pints / 276 liters	59,500 Btu/h	208/230V, 50 amps	2830 CFM	1940 CFM	625 lb	30 x 52 x 64 in	Included

For use below minimum operating temperature, we recommend portable heaters for the best possible drying results. Once the minimum operating temperature range is reached, MovinCool will begin generating its own heat to further enhance the drying effect.

Recommended MovinCool Models for High Temperature Conditions (70° - 105°)

MovinCool Model	Water Removal per Day at 95°F at 60% RH	Cooling Capacity	Electrical Requirements	Warm Air Flow	Cold Air Flow	Weight	Dimensions (W x D x H)	Optional Pump*
Classic 10	120 pints / 57 liters	10,000 Btu/h	115V, 15 amps	740 CFM	270 CFM	145 lb	19 x 26 x 41 in	CPK2
Classic Plus 14	128 pints / 61 liters	13,200 Btu/h	115V, 15 amps	880 CFM	440 CFM	153 lb	19 x 26 x 41 in	CPK3
Classic 18	224 pints / 106 liters	18,000 Btu/h	208/230V, 15 amps	1180 CFM	530 CFM	167 lb	19 x 26 x 41 in	CPK1
Classic Plus 26	264 pints / 125 liters	24,000 Btu/h	208/230V, 20 amps	1680 CFM	708 CFM	235 lb	19 x 29 x 47 in	CPK4
Classic 40	488 pints / 231 liters	39,000 Btu/h	3 Phase, 220V, 25 amps	2650 CFM	1060 CFM	353 lb	26 x 43 x 39 in	N/A
Classic 60	736 pints / 349 liters	60,000 Btu/h	3 Phase, 460V, 20 amps	3800 CFM	1580 CFM	463 lb	32 x 49 x 42 in	N/A

* Pump comes standard with 20' length tube. If you require additional length, please use 3/8" ID braided vinyl tubing.